

## Parents and Care Coordinators: Connecticut's Flexible Funds Program

Kristine L. Mika, Ph.D.  
Peter Johnson, Ph.D.

## Purpose of the Flexible Funding Program

- Creatively design non-traditional wrap-around services for at risk children & families with an allowance of \$12,000.00 to \$15,000.00 per family
- Stabilize the family & improve child functioning
- Avoid entering Connecticut's Department Children & Families Voluntary Services

## Program Design and Evaluation Methods

### Program Design:

- Establish Child Specific Team
- Provide \$12,000 to \$15,000 per family
- Monitor progress of child/family via service plans and selected measures

### Evaluation Methods:

- Review records & service plans
- Focus groups with Care Coordinators, Directors, CST's and Families
- Analysis of measures and spending costs
- Comparison to traditional care coordination

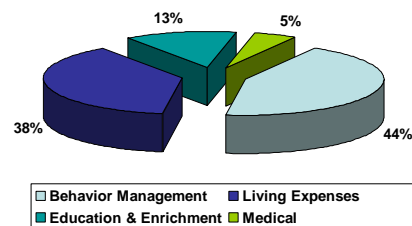
## Target Population: Children & Families

- 74% were male
- 67% were white
- 69% were 4 to 13 years old
- 70% were receiving special education services
- 80% were biological parents
- 70% were single adult households
- 89% were English speaking

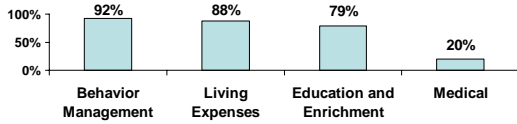
## Reasons for Referrals

- 67% of the children were identified with mental health issues
- 75% of the children were identified as at high risk of injuring self or others
- 79% were identified as having poor relationships at school and home

**Result:** An average of \$9,175.00 per child was spent on services, resources, and support.



**Result:** Of the 105 children, 92% used behavior management services as part of their intervention.

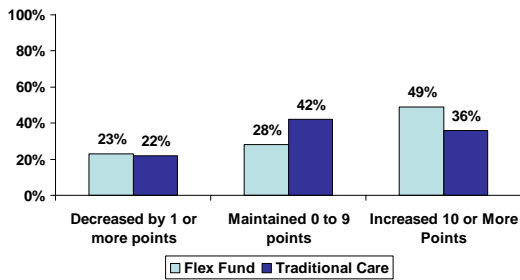


- Behavior Management: \$4,337.00/ child
- Living Expenses: \$3,891.00/ child
- Education & Enrichment: \$1,532.00/ child
- Medical Expenses: \$ 899.00/ child

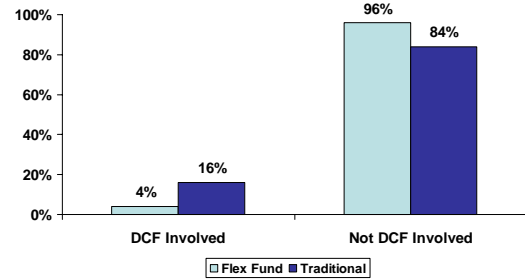
**Result:** Child functioning improved while problem severity decreased.

- Children made statistically significant gains on the BERS in all 5 dimensions ( $p \leq .01$ )
- Parents and workers reported significant and positive improvement in child functioning on the Ohio (OYPFSS)
- Parents and workers reported a significant decrease in problem severity
- Parents' pre and post ratings of stress in household showed a significant reduction.

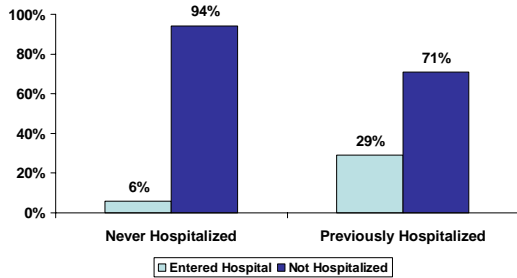
**Result:** Flex Fund Children made greater gains than children in traditional care coordination on BERS Strength Quotient.



**Result:** In comparison to traditional care, proportionately fewer Flex Fund children entered DCF Voluntary Services



**Result:** Overall, 86% of all Flex Fund children remained out of the hospital. However, prior history was a factor in entering the hospital during participation in the program.



**Result:** Community Supports Cost Less than Institutional Care

Costs/ Child/ Year for Community Supports		Costs/ Child/ Year for Institutional Care	
Community Supports	Costs	Institutional Care	Costs
Family Health Insurance	\$9,500.00	DCF Board and Care	\$50,000.00
Community Grants	\$11,000.00	DSS Husky Health Insurance	\$41,000.00
Flexible Funds	\$15,000.00	DOE Special Education Services	\$42,000.00
<b>Total</b>	<b>\$35,500.00</b>	<b>Total</b>	<b>\$133,000.00</b>

For copies of the executive summary or full report contact:

Kristine Mika at:

[kmika@mikaresearch.com](mailto:kmika@mikaresearch.com)

(860) 537-0884

Mika Research & Training LLC  
PO Box 536  
Marlborough, CT 06457